



# 2019

## Goya Wind- Surfing

Catalog

[goyawindsurfing.com](http://goyawindsurfing.com)



# Boards

Custom Pro Quad 12  
Custom Pro Thruster 18  
One Pro 20  
Air Pro 22  
Proton Pro 26  
Bolt Pro 32  
Carrera Pro 36  
Volar Pro 40  
Volar 46  
Surf 50

Specs on page 52





## Custom Pro Surfwave Quad

Available in 68, 74, 79, 84, 89, 94, 104, 118 liters.

Available in Pro Carbon & S-Glass construction.

Available with Short US Twin and Mini Tuttle side finboxes.

Available in neon green on neon yellow.



## Custom Pro Surfwave Thruster

Available in 75, 81, 86, 92, 99, 105 liters.

Available in Pro Carbon & S-Glass construction.

Available with a US center and Mini Tuttle side finboxes.

Available in neon pink on neon yellow.



## One Pro Freewave Thruster

Available in 86, 96, 106, 116 liters.

Available in Pro Carbon & S-Glass construction.

Available with a US center and Mini Tuttle side finboxes.

Available in neon violet on neon salmon.



New



## Air Pro Freestyle Single

Available in 89, 99, 106 liters.

Available in Pro Carbon & S-Glass construction.

Available with a US finbox.

Available in neon yellow on metallic copper.



New



## Proton Pro Race Single

Available in 96, 116, 136 liters.  
Foil Ready: 116, 136.

Available in Pro Light Full Carbon Hull construction.

Available with a Tuttle finbox (96) or Deep Tuttle finbox (116, 136).

Available in neon yellow on metallic amber.



## Bolt Pro Freerace Single

Available in 95, 105, 115, 125, 135 liters.  
Foil Ready: 115, 125, 135.

Available in Pro Full Carbon Deck construction.

Available with a Tuttle finbox (95, 105) or Deep Tuttle finbox (115, 125, 135).

Available in metallic silver.



New



## Carrera Pro Freecarve Single

Available in 116, 130, 144 liters.

Available in Pro Full Carbon Deck construction.

Available with a Powerbox finbox.

Available in neon blue on metallic blue.



New



## Volar Pro Freeride Single

Available in 105, 115, 130, 145 liters.

Available in Pro Full Carbon Deck construction.

Available with a Powerbox finbox.

Available in neon red on metallic red.



New



## Volar Freeride Single

Available in 115, 130, 145, 160 liters.

Available in Wood Sandwich construction.

Available with a Powerbox finbox.

Available in neon red on metallic red.

New



## Surf Trainer Single

Available in 115, 130, 145, 160, 200, 220, 260 liters.  
Tandem option: 200, 220, 260.

Available in Wood Sandwich construction.

Available with a tail & center PB (115, 130, 145) or  
tail PB & Daggerboard (160,200,220,260).

Available in gray on white.





# Custom Pro Surfwave Quad

Marcilio by Paul



**This board is for you. That is in case you are remotely interested in taking your sailing to the elegant, radical and breathtaking heights that Marcilio does. The feedback from customers around the world could not be better. You've waited long enough. It might be time to give it a try.**

Bringing back the past into the future, everything has been redesigned and compacted into these progressive shapes, with our

forefront principle being how to make wavesailing even more fun.

The Custom Pro Quad has the narrowest outline of our wave line, Vee/Concave/Double Concave bottom shape and the furthest back rider position. This is our most compact and radical wave board and can be ridden in all wind angles and surf sizes. Advanced riders will enjoy exploring its limits. The first thing you will notice on these new boards just by the looks will be the fuller

shape with a narrower outline, through the mid and forward sections. This single change added so much lightness and control, equally in onshore or off-shore conditions. The bottom shape has also been completely redesigned, bringing in the Vee/Shallow Double Concave through the nose and mid section of the board, changing into a Concave/Double Concave starting just behind the front foot. This split in combination at the same point with the split of the 3 stage rocker

gives you the access to a Vee or Concave bottom with the lightest foot control, it is basically as if you had Speed/Glide and Grip/Control access at your toes.

The Custom Pro Quad is our most radical wave board, followed by the Custom Pro Thruster, and more extreme than the One Pro Thruster.

# Carbon & S-Glass

## Construction

Custom Pro Quad  
Custom Pro Thruster  
One Pro  
Air Pro

**Biaxial Carbon**  
Ultra Light & Ultra Strong  
Stance monocoque

Extensive patches of biaxial carbon connect the peak loads of your feet to the rest of the deck, distributing the forces resulting from jumping and waveriding evenly.

**Biaxial Glass + Wood**  
Very Light & Super Strong  
Heel shocks

Generous patches of biaxial glass and large wood sandwich shock absorbers under your heels.

**PRO** **HYPER SKIN** **HD**  
Technology  
**High Density Foam Sandwich**  
Hyper Light & Hyper Strong  
360° Board coverage

Hyper Skin is Goya's proprietary closed cell sandwich, delivering an immensely rigid structure at an extremely light weight. Covering deck, rails and bottom in it, gives Goya Pro boards their incomparable flex and longevity. A third stronger, stiffer and lighter than conventional boards.

**FUSED CELL CORE**  
Technology  
**EPS**  
Super Light & Super Strong  
Core

Fused Cell Expanded Polystyrene is a high quality, low weight, rigid, closed cell foam used in advanced modern production boardmaking.

**Glass X3**  
Very Light & Very Strong  
Impact protection

Keeping the nose of your board safe from harm yet light.

**Unidirectional Carbon**  
Ultra Light & Ultra Strong  
Core axis reinforcement

This long and wide carbon patch acts as a superior backbone, making you board stiffer and eliminating distortions.

**Biaxial Glass**  
Very Light & Super Strong  
Direct Flex Monocoque™

The Direct Flex Monocoque connects your stance to the masttrack and distributes peak loads to the rest of the board, allowing for our boards to be both lighter and more rigid than traditional wave board constructions.


**FULL S GLASS HULL** **PRO**

Technology  
**S-Glass**  
Super Light & Super Strong  
360° Board coverage

S-Glass provides higher strength and elasticity compared to standard glass, while maintaining more flex than Carbon. Flex is a super important secret to an outstanding Wave board. A full Carbon Wave board would be too stiff to deliver the agility required by radical modern wavesailing. We use a highest quality full S-Glass hull in combination with a highest quality Carbon stance monocoque and core axis reinforcement to meticulously control the flex in our boards. Controlling this flex is a key to what makes Goya Pro Wave boards special and inimitable.

**S-Glass**  
Super Light & Super Strong  
Rail bands

Protecting the rails of your board on the water and on land.



Carbon  
Glass  
Foam



# Custom Pro Surfwave Thruster

**Marcilio Browne:** “I’ve been riding the Thruster a few times now and got a great fun feeling from it. It pivots more than the Quad and this makes

a board with more volume seem smaller while turning, especially when on a smaller wave providing less speed. The Thruster is great to go vertical and release the tail.

I enjoy riding the Custom Pro Thruster on days that are a bit more onshore at Hookipa. It carries speed and feels very loose, which allows me to

ride more volume on the board and compensate by having a smaller sail which turns out to be a fun combo. When Hookipa is mast high and clean, I personally ride a Custom Pro Quad as I feel like it gives me a bit more control while going full speed, digging into the bottom turn and going for big open face carves. But as soon as the days are smaller, not super

offshore, I have been having more and more fun on the Thruster, it’s a new refreshing feeling for me that seems to fit well with smaller and slower waves.”

The Custom Pro Thruster is our all-around waveriding board, a bit more accessible than the Custom Pro Quad, and more agile than the One Pro Thruster.

Custom Pro 81 by Bjoern



Marcilio by Sofie

# One Pro Freewave Thruster

Marcilio by Paul

**Our dedicated one board to do it all, call it Freewave, Bump and Jump, Inside or Outside the bay, this is your one board solution. The design with the most added range in our line, providing all the balance, planing, power and control you can dream of.**

You can seriously alter the character of these boards by simply adjusting the straps further inboard or

outboard with a single or double strap on the back. Ride it as a Single Fin or Thruster, these new shapes simply bring top performance to wherever you go or feel like riding that day. The One Freewave brings you our longest and widest body along with the fastest wave rocker, maximizing early planing, power and glide of the boards. The rider comfortably positions further forward, on a thin-

ner and more balanced volume distribution. An absolutely ideal board for getting into the waves or for riders that are looking for maximum power on a minimal board. The new One has a fuller outline. Maximum Vee/ Medium Double Concaves provide comfort on anything from flat to choppy waters.

The One comes with the fastest 3 Phase Rocker and a very thinned profile.

The rider stance is set further forward on the board, adding more glide and natural flow.

The One Pro Thruster is our all-around wavesailing board, even more accessible than the Custom Pro Thruster, and less extreme than the Custom Pro Quad.



One Pro 96 by Bjoern

# Air Pro Freestyle Single

Antoine by Paul



# Air Pro Freestyle Single

Photos by Bjoern



**Antoine Albert:** "This year we worked a lot on the speed and pop of the new Air Pro. When I tested it for the first time, I was blown away by the limitless acceleration that this board brings, even in super choppy conditions.

That speed helps a lot to go higher especially in combination with the slightly changed tail that makes the pop easier. The new

Air Pro is a bit narrower and slightly smaller, giving you more control in stronger wind and faster spins in the air, meaning its new shape is more radical than the last generation. Further, we added a smaller volume to the range for super strong wind, smaller people and kids.

The Air Pro in full production spec is following me all over the world and ex-

cels in all conditions, from Fuerteventura to Bonaire and New-Caledonia, and it allowed me to be 7th overall in the 2017 PWA freestyle championship."

**Jay Lee:** "The new, thick square tail design is a blessing, it gives you more grip and confidence to enter your moves faster, its release and pop send you flying higher, and it provides a wonderful forgive-

ness in sliding maneuvers. The Air Pro comes with an all new MFC GE Freestyle fin that works seamlessly with this new boards."



# Proton Pro Race Single

**Building on the immense success of its first generation, the new Proton Pro is even more refined, more precise, and without beating around the bush, simply the fastest, which is what this board is all about.**

**Gabriel Browne, PWA team rider:** "The line has three sizes and is totally focused on racing per-

formance. We talk about winning races, wherever you want, no matter the condition. These three sizes cover any wind range. During testing on Maui we sailed in all different kinds of conditions, from heavy swells to flat speed places, strong onshore squalls to morning offshore breezes, and I'm absolutely happy with how these boards came out.

The 96 is a strong wind machine, focused on offering ultimate control and precise jibing, along with maximum speed. When racing in strong winds with the PWA we need something very easy and

comfortable to handle, so that we can focus on our tactics.


The 116 has a incredible wind range and suits sails from 6,5 to 8,5 perfectly. It is designed to be in the top level of efficiency and performance on any race course.

The 136 is a light wind killer. With the wider tail shape this board planes very very early and jibes like nothing else.

The Proton Pro range has been refined to the T, with rail shapes designed to deliver the best performance and control. The

bottom shape is a pure slalom powerhouse, with every single millimeter dialed to make sure these boards are perfectly accurate. No compromise. The concave deck shape allows the sailor a maximum level of comfort within the spectrum of the discipline."





# Full Carbon Hull Construction

Proton Pro

## Biaxial Glass

Very Light & Super Strong  
Race rail shocks

Extensive rail strips of wide biaxial carbon and glass on top of large wood sandwich shock absorbers under your heels. Extending from the front inserts to the back inserts. Made to support an aggressive race stance on the outer rail.

## Biaxial Carbon + Wood

Ultra Light & Ultra Strong  
Race rail shocks

Generous patches of biaxial carbon and large wood sandwich shock absorbers under your heels.

PRO HYPER SKIN HD

Technology

## High Density Foam Sandwich

Hyper Light & Hyper Strong  
360° Board coverage

Hyper Skin is Goya's proprietary closed cell sandwich, delivering an immensely rigid structure at an extremely light weight. Covering deck, rails and bottom in it, gives Goya Pro boards their incomparable flex and longevity. A third stronger, stiffer and lighter than conventional boards.

FUSED CELL CORE

Technology

## EPS

Super Light & Super Strong  
Core

Fused Cell Expanded Polystyrene is a high quality, low weight, rigid, closed cell foam used in advanced modern production boardmaking.

## Glass X1

Very Light & Very Strong  
Impact protection

Keeping the nose of your board safe from harm yet light.

## Glass X1

Very Light & Very Strong  
Direct Drive Monocoque™

The Direct Drive Monocoque connects your stance to the masttrack and distributes peak loads to the rest of the board, allowing for our boards to be both lighter and more rigid than traditional race board constructions.

## Unidirectional Carbon

Ultra Light & Ultra Strong  
Core axis reinforcements

These long and wide carbon patches act as superior backbones, making your board stiffer and eliminating distortions. They furthermore ready your board\* to carry a hydrofoil. (\* Proton 96, 116, 136)

FULL CARBON HULL

PRO


Construction Technology

## Biaxial Carbon

Ultra Light & Ultra Strong  
360° Board coverage

Biaxial Carbon is the perfect reinforcement for adding global torsional stiffness across the board, which is why we cover the entire hull of our uncompromising Race boards in it, meaning deck, bottom and rails. Our Race boards are unforgivingly stiff because they are made to unapologetically win.

PRO



Carbon  
Glass  
Foam

# Bolt Pro Freerace Single

Jackson by Paul

**When sailing fast in strong and light winds alike is your only dream and interest, the Bolt Pro is your match. The 115, 125 and 135 come Foil Ready, allowing the use of a Deep Tuttle Box hydrofoil.**

The new bigger volumes with increased widths will

primarily add to your average speed around the course while still focusing on top end performance with tail cut-outs and the infinite tail rocker acceleration that the Bolt Pro is known and praised for. The boards are basically the same as the smaller Bolt Pros with increased release.

The Bolt Pro's rocker has an almost continuous flat section from behind the mast to the tail, with the lightest release off the tail for unlimited speed and acceleration.

A concave deck drives the power of the rig low and forward on the water. Tail cutouts bring flotation to

lower speeds and reduce the wetted area on straight speeding lines. The Bolt gets up and planing on the lightest breeze, and paces through gusts, allowing you to forcefully ride on the fin with direct control. The outline curves and rail shapes project you out of jibes like no other Freerace board.

# Bolt Pro Freerace Single

Marcello by Paul



# Carrera Pro Freecarve Single

The new Carrera Pro line uncompromisingly caters to Freecarve riders. The Carrera Pro sailing experience builds on agility, turning torque, and the board's supreme build.

Freecarve boards are slightly narrower than Freeride boards, designed for advanced Freeriders looking for more lively boards that are easier to fly on the rail.

There used to be a time when only Race boards were built like the Carre-

ra Pro. And there is no other Freecarve board on the market built like it, even today. We set out to create a Freecarve board with only the very best composites applied, racing composites and full carbon deck construction, bringing the ultimate speed sensation to a broader audience, a sensation that up until now only racers could experience.

The Carrera Pro offers utmost high-end performance whenever and wherever you want it. Matching best with the Nexus Pro Freeride, it covers all bases from rough seas to lighter winds to calmer lake conditions, and in that it is just as fun to carve as it is jaw-dropping fast.

Jason by Paul





# Volar Pro Freeride Single

The Volar Pro is our ultimate Windsurfing board, to grow, learn and enjoy the sport on all levels.

**The board is fast, stable and accelerates with each gust of wind.**

On a straight line or jibing, the Volar Pro rides naturally, giving the rider all the confidence to push their level at every move. With its thinner profile, on the water or in the air the new Volar Pro feels like an extension of your

body. Each shape was individually created to match specific conditions, giving the larger volumes a proportionally wider outline, more balance and early planing needed in lighter conditions, while the smaller sizes feature an increased bottom curve and easy control demanded on those rougher days. On top, you can seriously

alter the character of these boards by simply adjusting the straps further inboard or outboard, using single double straps in its three levels of strap options.

All sizes come with top of the line Pro full carbon deck construction.





Volar Pro 130 by Bjoern

# Full Carbon Deck Construction

Carrera Pro  
Volar Pro  
Bolt Pro

## Biaxial Carbon + Wood

Ultra Light & Ultra Strong  
Heel shocks

Generous patches of biaxial carbon and large wood sandwich shock absorbers under your heels.

**PRO** **HYPER SKIN** **HD**

Technology

## High Density Foam Sandwich

Hyper Light & Hyper Strong  
360° Board coverage

Hyper Skin is Goya's proprietary closed cell sandwich, delivering an immensely rigid structure at an extremely light weight. Covering deck, rails and bottom in it, gives Goya Pro boards their incomparable flex and longevity. A third stronger, stiffer and lighter than conventional boards.

**FUSED CELL CORE**

Technology

**EPS**

## Super Light & Super Strong Core

Fused Cell Expanded Polystyrene is a high quality, low weight, rigid, closed cell foam used in advanced modern production boardmaking.

**Glass X1**

## Very Light & Very Strong Impact protection

Keeping the nose of your board safe from harm yet light.

**Glass X1**

## Very Light & Very Strong Direct Drive Monocoque™

The Direct Drive Monocoque connects your stance to the masttrack, supplying your board with the optimal ratio of stiffness to flex and distributing peak loads to the rest of the board.

**Glass X1**

## Very Light & Very Strong Core axis reinforcement

This triangular glass patch acts as a backbone to the core of your Freecarve, Freeride and Freerace board, making it stiff and eliminating primary distortions. It furthermore readies your board\* to carry a hydrofoil. (\* Bolt 115, 125, 135)

**FULL CARBON DECK**

**PRO**


Technology

**Biaxial Carbon**

## Ultra Light & Ultra Strong 180° Board coverage

Biaxial Carbon is the perfect reinforcement for adding global torsional stiffness across the board. To add as much of it as possible while retaining a certain amount of desirable forgiving flex in our Freecarve, Freeride and Freerace boards we are covering the entire deck in it.

**PRO**



**Carbon**  
**Glass**  
**Foam**



## Volar Freeride Single

The new Volar makes the same shape and

concept as the Volar Pro available in a more rugged and affordable build, ideal for schools, centers and families, while offering identical ride characteristics. A durable, tough, but still light board.

Considerably more affordable, by using a wood sandwich build around its cubed fused cell foam core, the Volar guarantees for supreme durability, making it a favorite with windsurfing centers around the world.

The Volar features unidirectional glass reinforced rails for extra stiffness in surf conditions. High grade epoxy resin creates an impact resistant outer skin. All other features and inserts match the Pro version.

# Wood Sandwich Construction

**Volar**  
**Surf** (slight variations)

## Glass (Surf)

Very Light & Very Strong  
Rail and Bottom Reinforcements

Meeting the extra special needs of boards used heavily in schools and centers. Serious added value and longevity.

## Glass X2

Very Light & Very Strong  
Heel shocks

Patches of glass shock absorbers under your heels.

## Thin Coating

Light  
Full paint finish

Goya Eco boards come in a quality full paint finish which we keep very thin to save weight.

## FUSED CELL CORE

Technology

## EPS

Super Light & Super Strong  
Core

Fused Cell Expanded Polystyrene is a high quality, low weight, rigid, closed cell foam used in advanced modern production boardmaking.

## Chopped Strand Glass

Light & Strong  
Impact protection

Keeping the nose of your board safe from harm.

## Chopped Strand Glass

Light & Strong  
Stance monocoque

Extensive patches of chopped strand glass connect the peak loads of your feet to the rest of the deck.

## Unidirectional Glass

Very Light & Very Strong  
Bow axis reinforcement

This long and wide glass patch acts as a backbone to the bow of your board.

## WOOD SANDWICH


ECO

Technology

## Wood

Light & Strong  
¾ Deck coverage

Wood in combination with fiberglass can take heavy beatings over an extended period of time, for example in school or rental scenarios. On top it creates a very affordable construction.



Wood  
Glass  
Foam



## Surf Trainer Single

**The new Surf encompasses a comprehensive line of beginner and school boards, covering all needs in seven sizes.**

The Surf is a board that will get you through your first days, and that you will keep coming back to, even after you have mastered all the basics.

The Surf guarantees anyone a fun and fast entry into the windsurfing world. The 160, 200, 220 and 260 feature a fully retractable Allgaier © dagger board for maximized stability, while the smaller 115, 130 and 145 sizes feature a regular center fin instead, for advanced learning. The Surf covers a full beginner board range and the 260 is among the biggest beginner boards on the market. This entry level board is crafted to school requirements and your family's needs alike.

The Surf features an extra thick full EVA deck, keeping your knees and your board in healthy shape for many seasons. Its bigger sizes feature EVA rails, while the smaller sizes come with clear rails. All sizes come with an integrated nose protector.

All sizes furthermore feature a color coded deck graphic layout, with dedicated pad grooving and EVA density zones tailored to multiple levels of rider skill. The darker gray zone being your

up-haul and early stages stance, and the grooved white pad zone representing your advanced stance and entry strap area. Green and red dots indicate starboard and port for communication.

The Surf comes with multiple straps, an integrated nose handle and an additional tail handle.

A base insert in the nose allows you to attach a mini tandem rig for kids and is available on the 200, 220 and 260.



# Board Specs 2019

Metric

1 of 2

### Custom Pro Surfwave Quad

Volume L	Length CM	Width CM	Tail Width CM	Weight KG	Sail SQM	Tail	Color PMS	Fins
68	216	52.3	32.8	5.7	2.7 - 4.7	Swallow	803	MFC QS RTM 250 Black 2017, Center US, Side MT
74	218	53.4	33.3	5.9	3.0 - 5.0	Swallow	803	MFC QS RTM 250 Black 2017, Center US, Side MT
79	220	54.4	33.4	6.1	3.0 - 5.3	Swallow	803	MFC QS RTM 300 Black 2017, Center US, Side MT
84	223	56	34.7	6.3	3.4 - 5.5	Swallow	803	MFC QS RTM 300 Black 2017, Center US, Side MT
89	224	56.3	35.3	6.5	3.7 - 5.7	Swallow	803	MFC QS RTM 300 Black 2017, Center US, Side MT
94	226	59	36.3	6.7	4.0 - 5.7	Swallow	803	MFC QS 350 RTM Black 2017, Center US, Side MT
104	228	60.3	36.7	7	4.2 - 6.0	Squash	803	MFC QS 350 RTM Black 2017, Center US, Side MT
118	230	62.5	39.3	7.2	4.5 - 6.3	Squash	803	MFC QS 400 RTM Black 2017, Center US, Side MT

### Custom Pro Surfwave Thruster

Volume L	Length CM	Width CM	Tail Width CM	Weight KG	Sail SQM	Tail	Color PMS	Fins
75	221	55.3	35	TBC	3.0 - 5.0	Swallow	803	MFC TF RTM Black, Center 17 US, Side 10 MT
81	222	56.7	35.4	5.9	3.5 - 5.3	Swallow	803	MFC TF RTM Black, Center 18 US, Side 10 MT
86	224	58.2	36.2	6.1	3.7- 5.5	Swallow	803	MFC TF RTM Black, Center 19 US, Side 10 MT
92	226	59.3	37	6.3	4.0 - 5.7	Swallow	803	MFC TF RTM Black, Center 20 US, Side 10 MT
99	227	60.4	38	TBC	4.2 - 6.0	Swallow	803	MFC TF RTM Black, Center 20 US, Side 10 MT
105	229	62.7	39.4	TBC	4.2 - 6.0	Swallow	803	MFC TF RTM Black, Center 21 US, Side 10 MT

### One Pro Freewave Thruster

Volume L	Length CM	Width CM	Tail Width CM	Weight KG	Sail SQM	Tail	Color PMS	Fins
86	228	59.6	36.6	6.2	3.7 - 5.5	Swallow	805	MFC TF RTM Black, Center 19 US, Side 10 MT
96	230	61.6	37.8	6.6	4.2 - 6.0	Squash	805	MFC FW G10, Center 21 US, Side RTM Black 10 MT
106	232	63.5	38.6	7	4.5 - 6.5	Squash	805	MFC FW G10, Center 23 US, Side RTM Black 10 MT
116	234	65.7	39.6	7.2	4.7 - 7.0	Squash	805	MFC FW G10, Center 25 US, Side RTM Black 10 MT

### Air Pro Freestyle Single

Volume L	Length CM	Width CM	Tail Width CM	Weight KG	Sail SQM	Tail	Color PMS	Fins
89	220.5	60.2	38.2	TBC	3.4 - 5.5	Squash	876	MFC GE 17 US
99	220.5	62	40.9	TBC	3.7 - 5.7	Squash	876	MFC GE 18 US
106	220	63.8	42.2	TBC	4.0 - 6.3	Squash	876	MFC GE 20 US

### Proton Pro Race Single

Volume L	Length CM	Width CM	Tail Width CM	Weight KG	Sail SQM	Tail	Color PMS	Fins (Recommendations)
96	229.6	61.8	39.4	5.9	5.0 - 7.5	Round	8643	No Fin (32 - 34 cm) TB
116	230.7	70.8	48.3	6.7	6.3 - 8.6	Round	8643	No Fin (36 - 40 cm) Deep TB, Foil Ready
136	227.4	84.9	57	7.5	7.8 - 9.6	Round	8643	No Fin (44 - 47 cm) Deep TB, Foil Ready

### Bolt Pro Freerace Single

Volume L	Length CM	Width CM	Tail Width CM	Weight KG	Sail SQM	Tail	Color PMS	Fins
95	236	61.9	40.4	5.8	5.0 - 7.5	Round	877	MFC H1 36 TB
105	236	64.1	41.9	6	5.5 - 8.0	Round	877	MFC H1 38 TB
115	240	71.8	45.4	6.8	6.0 - 8.5	Round	877	MFC H1 42 Deep TB, Foil Ready
125	240	76	52.8	7.3	6.0 - 9.0	Round	877	MFC H1 44 Deep TB, Foil Ready
135	243	80.1	53.8	7.5	7.0 - 10.0	Round	877	MFC H1 46 Deep TB, Foil Ready

### Carrera Pro Freecarve Single

Volume L	Length CM	Width CM	Tail Width CM	Weight KG	Sail SQM	Tail	Color PMS	Fins
116	241.9	66.8	43.9	6.9	5.0 - 8.0	Round	8183	MFC LP 38 PB
130	245.4	70.2	46.4	7.2	6.0 - 9.0	Round	8183	MFC LP 42 PB
144	250	75.2	49.8	7.8	TBC	Round	8183	MFC LP 44 PB

# Board Specs 2019

Metric

2 of 2

### Volar Pro Freeride Single

Volume L	Length CM	Width CM	Tail Width CM	Weight KG	Sail SQM	Tail	Color PMS	Fins
105	247	68	43.4	6.6	5.5 - 8.0	Round	8863	MFC LP 36 PB
115	249.2	71.9	45.8	6.9	6.0 - 8.5	Round	8863	MFC LP 38 PB
130	250	77.3	50.3	7.6	6.0 - 9.0	Round	8863	MFC LP 42 PB
145	252.5	85.9	53	8	7.0 - 10.0	Round	8863	MFC LP 46 PB

### Volar Freeride Single

Volume L	Length CM	Width CM	Tail Width CM	Weight KG	Sail SQM	Tail	Color PMS	Fins
115	249	71.9	45.8	8.8	6.0 - 8.5	Round	8863	MFC LP 38 PB
130	250	77.3	50.3	9.6	6.0 - 9.0	Round	8863	MFC LP 42 PB
145	252	85.9	53	10	7.0 - 10.0	Round	8863	MFC LP 46 PB
160	264	86.1	58	11.5	TBC	Round	8863	MFC LP 48 PB

### Surf Trainer Single

Volume L	Length CM	Width CM	Tail Width CM	Weight KG	Sail SQM	Tail	Color PMS	Fins
115	249.2	71.9	45.8	TBC	TBC	Round	White	Goya Plastic Fin PB
130	250	77.3	50.3	TBC	TBC	Round	White	Goya Plastic Fin PB
145	252.5	85.9	53	TBC	TBC	Round	White	Goya Plastic Fin PB
160	264	86.1	58	11.5	To 8.0	Squash	White	Goya Plastic Fin PB + Allgaier ® Daggerboard
200	279.7	84.7	57	14	To 10.0	Squash	White	Goya Plastic Fin PB + Allgaier ® Daggerboard
220	302.4	86	56	14.5	To 10.0	Squash	White	Goya Plastic Fin PB + Allgaier ® Daggerboard
260	289.3	100.1	76.2	16.5	To 10.0	Squash	White	Goya Plastic Fin PB + Allgaier ® Daggerboard

# Sails

Banzai Pro 62  
Banzai X Pro 68  
Fringe Pro 70  
Fringe X Pro 74  
Guru X Pro 76  
Bounce Pro 78  
Mark 2 Pro 82  
Mark Pro 84  
Mark X Pro 86  
Nexus Pro 88  
Scion Pro 90  
Surf 92

Specs on page 94



New



## Banzai Pro Powerwave 4 Batten

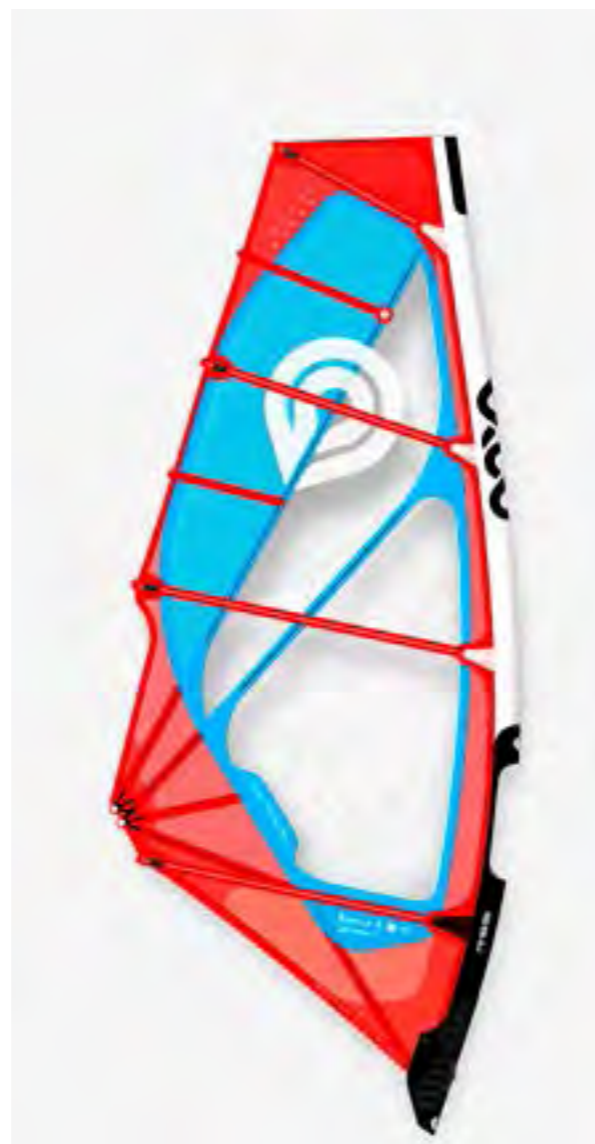
Available in 3.15, 3.4, 3.7, 4.0, 4.2, 4.5, 4.7, 5.0, 5.3, 5.5, 5.7, 6.0, 6.3 square meters.

Available in Pro Scrim & X-Ply & Bi-Ply construction.

Available in fuchsia & yellow or yellow & fuchsia.



New



## Banzai X Pro Powerwave 4 Batten

Available in 3.15, 3.4, 3.7, 4.0, 4.2, 4.5, 4.7, 5.0, 5.3, 5.5, 5.7, 6.0, 6.3 square meters.

Available in Pro Scrim & X-Ply construction.

Available in blue & red or red & blue.



New



## Fringe Pro Surfwave 3 Batten

Available in 2.8, 3.0, 3.3, 3.5, 3.7, 4.0, 4.2, 4.5, 4.7, 5.0, 5.3, 5.5, 5.7, 6.3 square meters.

Available in Pro Scrim & X-Ply & Bi-Ply construction.

Available in fuchsia & yellow or yellow & fuchsia.



New



## Fringe X Pro Surfwave 3 Batten

Available in 2.8, 3.0, 3.3, 3.5, 3.7, 4.0, 4.2, 4.5, 4.7, 5.0, 5.3, 5.5, 5.7, 6.3 square meters.

Available in Pro Scrim & X-Ply construction.

Available in blue & red.



New



## Guru X Pro Controlwave 4 Batten

Available in 2.7, 3.0, 3.3, 3.5, 3.7, 4.0, 4.2, 4.5, 4.7, 5.0, 5.3 square meters.

Available in Pro Scrim & X-Ply & PVC construction.

Available in blue & red or red & blue.

PRO

New



## Bounce Pro Freestyle 4 Batten

Available in 3.8, 4.2, 4.4, 4.8, 5.1, 5.4, 5.6 square meters.

Available in Pro Scrim & Monofilm construction.

Available in fuchsia & yellow.

PRO

New



## Mark 2 Pro Freerace 6 Batten

Available in 5.4, 5.8, 6.2, 6.6, 7.2, 7.8, 8.5, 9.5 square meters.

Cambers: 2.

Available in Pro Monofilm construction.

Available in yellow & black.

PRO

New



## Mark Pro Freerace 6 Batten

Available in 5.4, 5.8, 6.2, 6.6, 7.2, 7.8, 8.5 square meters.

Available in Pro Monofilm construction.

Available in yellow & black.

PRO

New



## Mark X Pro Freerace 6 Batten

Available in 5.4, 5.8, 6.2, 6.6, 7.2, 7.8, 8.5 square meters.

Available in Pro Scrim & X-Ply construction.

Available in yellow & fuchsia.

PRO

New



## Nexus Pro Freeride 5 Batten

Available in 4.9, 5.4, 5.9, 6.4, 6.9, 7.4 square meters.

Available in Pro Scrim & Monofilm construction.

Available in red & black.

PRO

New



## Scion Pro Youth 3 Batten

Available in 1.5, 2.0, 2.5, 3.0, 3.5, 4.0 square meters.

Available in Pro Scrim & X-Ply construction.

Available in green.

PRO

New



## Surf Trainer 1 to 3 Batten

Available in 1.0, 1.5, 2.0, 2.5, 3.0, 3.5, 4.0, 4.5, 5.0, 5.5 square meters.

Available in Dacrom & PVC construction.

Available in red.

# Banzai Pro Powerwave 4 Batten

The 2019 Banzai Pro is holding tight to the concept overall, being Goya's maximum modern, explosive power, technical performance

World Cup wave sail. Introducing scrim film material luff panels for more depth and flex in the sails.

The Banzai Pro traditionally delivers tremendous tunability, from light downhaul load and a flexy feel to high downhaul tension, finer foil, open head feel with that coveted Goya Windsurfing loose leech. Special size notes for the

Banzai Pro include the beautiful new smaller sizes 3.15 to 4.2, which have become shorter, deeper, more stable and more flexible hot rod sails, quiet and comfortable even if you want to sail super strong winds, hold a line, and just enjoy. The boom on the 4.7 is a touch shorter and this size now really exemplifies the Goya Mix & Match rigging range mast concept. We

don't aim to make the sail feel as same as possible rigged on 370 or 400, but rather we desire the 370 to offer the full flex feel, and the 400 to give the best of that open head locked in feeling. The enormous rigging range and resulting conditions range is an unrivaled plus with these sails.









## Banzai X Pro Powerwave 4 Batten

The 2019 Banzai X Pro is virtually the same sail as the Banzai Pro, except for its window material being X-Ply film with spectra yarn reinforcements for maximum durability.

The Banzai X Pro is for rougher days, riskier jumps, bolder experiments. It still feels at home in Hawaii, but this sail loves to travel, go places, get out and sail, for days, weeks or years.

Other than that this sail is holding tight to the same concept of a maximum modern, explosive power, technical performance wave sail.

# Fringe Pro Surfwave 3 Batten

Levi by Paul





## Fringe Pro Surfwave 3 Batten

**The new Fringe Pro is quicker, more stable and more quiet than ever. This year, the foot batten joins the clew of the sail.**

A bit of a story here. 3 batten wave sail designs have had foot batten configurations one of two ways. Back ends have either been above or behind the clew. The latter provides a more Freeride sort of feel, not the driven wave setup we were after. Neither was the traditional foot batten ending well below the clew.

The new Fringe Pro is different. Our foot batten connects right to the clew. With the outhaul basically attached to the foot batten, rider input to the sail is mega direct, quick, and easy. This means you get the full effect of attaching your outhaul to the clew point and the foot batten end at the same time. Quickness, lightness, directness, and this is the important point, you have full dynamic leech twist all the way down to the clew, to the point you are hanging on to directly. It's a very cool feeling. Gutsy, deep sails that are flexible and opening properly, so that you can be comfortable and confident especially in breaking waves.

Still the Fringe Pro is awesome to freeride, being such a fun and light sail, easy to rig and maneuver.

# Fringe X Pro Surfwave 3 Batten

The 2019 Fringe X Pro is virtually the same sail as the Fringe Pro, except

for it's window material being X-Ply film with spectra yarn reinforcements for maximum durability.

Our ultimate modern, superlight, minimalist wave sail. Feather light handling, unlimited maneuverability, amazing power, stability and flex.



A windsurfer is captured in a dynamic pose, riding a wave. The sail is a vibrant blue with a large red section in the middle, featuring a white circular logo. The surfer is wearing a black wetsuit and is leaning back, holding the boom of the sail. The water is a deep blue, and the sky is a lighter blue with some white clouds. The overall scene is energetic and captures the essence of windsurfing.

## Guru X Pro Control- wave 4 Batten

The Guru X Pro is the traditional wave sail. Proven, popular and just right for sailors looking for easy power, comfort

and control in wave and wave style conditions.

The new Guru X Pro comes with Twinpair™ Scrim luff panels, which greatly improve the flex response of the PVC window setup. The scrim luff makes the sail come back to zero right when you want it to.

The Guru X Pro is the product of decade's worth of steady design evolu-

tion. A consistent favorite among discerning riders worldwide, it delivers smooth and easy power and effortless handling in strong wind. The cut of the sail, combined with the PVC window make the sail feel soft and light in your hands, allowing for long sessions in challenging conditions with minimal fatigue. The Guru X Pro excels in all wave and wave style sailing conditions, down the line, onshore

waves and powered up chop. The sail pairs with a wide range of fin set ups, single, twin, thruster or quad. The PVC window, with a little maintenance, will stay clear for the life of the sail.

The 2.7 boom length has been bumped up to 127/130 to now fit our booms better.

Francisco by Paul

# Bounce Pro Freestyle 4 Batten

Antoine by Paul





## Bounce Pro Freestyle 4 Batten

**The Bounce Pro is the sail for uncompromising, empowering and uplifting freestyle windsurfing. Instant? Responsive? Direct? Powerful? Hello scrim luff! With its new luff panel setup the Bounce Pro is a much more precise sail for technical Freestyle than its previous iterations.**

Lightest weight, instantaneous yet flexible lifting power, stable draft for easy control, high cut foot and raised clew for duck tricks, these are the defining features of this modern technical freestyle windsurfing sail. Combined with its crisp feel there's nothing in our range that comes close to its pop.

The Bounce Pro pushes deep in to the discipline of modern freestyle, more lift when you need it, more neutral when you don't. Refined outlines, particularly in the foot area of the sail, make duck based tricks easier to initiate and execute.

Forward profile transition to leech edge release has been improved on this year's Bounce Pro to offer more efficient low end power when the gust hits. When the sail loads up, that energy is turned into forward driving power and speed much more quickly.

## Mark 2 Pro Freerace 6 Batten

**The all new Mark 2 Pro is a 2 camber freerace sail delivering flat out slalom racing speed.**

The Mark 2 Pro is RDM/SDM compatible on all sizes. It is best rigged in range, meaning not oversized, in fact, the opposite, since it's so powerful you will want to ride this sail as small as you can for the board you have. The sail is highly interactive, it can set a line and blaze, but it also likes quick changes of direction, upwind, deep off the wind, speed lines and carving turns. A high

performance sail based on flat out racing designs and specifically developed to perform on Hydrofoil and Slalom boards alike. Designed with real world racing and foiling in mind.

The sail delivers the instant and precise response needed in foiling, allowing the rider to adjust the power by sheeting in or out to control the flying height on the foil.

The Mark 2 Pro brings a combination of excellent top-end speed, enhanced bottom-end power, superior control and stability to performance minded riders.



Francisco by Paul



# Mark Pro Freerace 6 Batten

**Racing speed made simple. The Mark Pro Freerace sail is easy to tune and even faster to rig thanks to its widened mast sleeve and camless layout.**

Delivering impressive low end torque and acceleration combined with easy handling when super powered, the Mark Pro allows you to focus on your line and tactics rather than managing your sail. Super lightweight 6 batten build plus truncated boom length give the Mark Pro a compact, light, easy

feeling as you accelerate, when you are powered up at speed and through high speed technical transitions around the mark. It is best paired with a freerace or dedicated racing board.

The secret to the Mark Pro's great feeling is in the heart of the sail, the profile, twist and release. A little more shape forward, a smooth transition, and a smooth and clean release, particularly in the leech area just above the boom. The Mark Pro has a more neutral feel when powered up, and when the big gust hits, it stays settled.

Mark Pro 6.6 by Bjoern



Antoine and Francisco by Paul



# Mark X Pro Freerace 6 Batten

The Mark X Pro is identical to the Mark Pro in every detail except for its materials and color.

While the Mark Pro comes in yellow and black monofilm, the Mark X Pro is yellow with fuchsia and pink accents. But what's more, it features a wide spaced X-Ply window and a scrim perimeter for added durability.

This is a super light Freerace sail void of monofilm, and in that quite a special product.



# Nexus Pro Freeride 5 Batten

Antoine by Sofie



Nexus Pro 5.9 by Bjoern

The Nexus Pro is the best choice for power, speed and maneuvers in conditions ranging from flat water to bump and jump. This model is super popular, we've had great testing and the customer feedback on this sail has been nothing but universal acclaim. Built to last, it features all of our finest construction details.

The heart and soul of Freeride windsurfing is realized in the Nexus Pro. Excellent low-end power, stability and easy control, blazing speed, big jumps and hard carving maneuvers, the sail will deliver beautifully on all of the above.

The light, easy handling of the Nexus Pro makes light wind sailing more fun, and powered up sailing more comfortable. Smaller sizes are cut with higher foots for tight maneuvering, and larger sizes are cut more for low-end power and speed. The Nexus Pro transforms to suit the conditions.

The design goal was to improve the high wind control and range of the sail, without losing any of the low end drive the sail is so well loved for. That goal has been achieved by small refinements in outline, a little shorter, a little more head outline, combined with new seam shape cuts, providing a cleaner leech edge release which improves high wind control. At the same time, the Nexus Pro remains very stable.

# Scion Pro Youth 3 Batten

The Scion Pro has received a number of small upgrades, including a new scrim luff, making it eligible for Pro status, and it shows just as much as is to be felt.

This super lightweight, highly durable, easy handling sail delivers premium performance, targeting kids and light riders under 45 kilos.

Once again modeled after the highly successful Fringe concept, the Scion Pro delivers all the key features of a top level wave sail, low end power, stability and easy handling. Learning to plane, jump, surf and loop is a blast on this performance wave sail without limitations.





## Surf Trainer 1 to 3 Batten

**The Surf is a super light handling and soft feeling beginner sail for newbie windsurfers and schools.**

Dacron and PVC create a very durable trainer sail that can be left rigged for extended periods. Its bright red color is easy to spot from the shore or across the water.

Soft, playful, easy and incredibly durable, the Surf is the perfect beginner sail, or an excellent sail for just cruising on a big board in light wind.

We added two bigger sizes to the range and the batten configuration now ranges from 1 batten on the smaller sizes to 3 battens on the bigger sizes, to provide the best compromise between weight and rig stability.

We constantly keep improving and developing the Surf to cater directly to centers' and customers' needs, listening closely and implementing first hand observations and suggestions.

# II Sail Specs 2019

Metric

1 of 3

## Banzai Pro Powerwave 4 Batten

Size <small>SQM</small>	Boom Hi / Lo <small>CM</small>	Luff <small>CM</small>	Mast <small>CM</small>	Sleeve	Top	Battens	Panels <small>BODY, WINDOW, LUFF</small>	Colors
3.15	140 / 137	332	340	RDM	Adjust	4	Scrim, Bi-Ply, Scrim	Fuchsia & Yellow, Yellow & Fuchsia
3.4	142 / 139	347	340	RDM	Adjust	4	Scrim, Bi-Ply, Scrim	Fuchsia & Yellow, Yellow & Fuchsia
3.7	146 / 143	361	340 / 370	RDM	Adjust	4	Scrim, Bi-Ply, Scrim	Fuchsia & Yellow, Yellow & Fuchsia
4.0	150 / 147	370	370	RDM	Fixed	4	Scrim, Bi-Ply, Scrim	Fuchsia & Yellow, Yellow & Fuchsia
4.2	152 / 149	379	370	RDM	Fixed	4	Scrim, Bi-Ply, Scrim	Fuchsia & Yellow, Yellow & Fuchsia
4.5	155 / 152	393	370	RDM	Fixed	4	Scrim, Bi-Ply, Scrim	Fuchsia & Yellow, Yellow & Fuchsia
4.7	158 / 154	400	370 / 400	RDM	Fixed	4	Scrim, Bi-Ply, Scrim	Fuchsia & Yellow, Yellow & Fuchsia
5.0	161 / 157	414	400	RDM	Fixed	4	Scrim, Bi-Ply, Scrim	Fuchsia & Yellow, Yellow & Fuchsia
5.3	165 / 162	425	400	RDM	Fixed	4	Scrim, Bi-Ply, Scrim	Fuchsia & Yellow, Yellow & Fuchsia
5.5	170 / 157	430	400 / 430	RDM	Fixed	4	Scrim, Bi-Ply, Scrim	Fuchsia & Yellow, Yellow & Fuchsia
5.7	173 / 170	440	430	RDM	Fixed	4	Scrim, Bi-Ply, Scrim	Fuchsia & Yellow, Yellow & Fuchsia
6.0	176 / 173	453	430	RDM	Fixed	4	Scrim, Bi-Ply, Scrim	Fuchsia & Yellow, Yellow & Fuchsia
6.3	179 / 176	457	430	RDM	Fixed	4	Scrim, Bi-Ply, Scrim	Fuchsia & Yellow, Yellow & Fuchsia

## Banzai X Pro Powerwave 4 Batten

Size <small>SQM</small>	Boom Hi / Lo <small>CM</small>	Luff <small>CM</small>	Mast <small>CM</small>	Sleeve	Top	Battens	Panels <small>BODY, WINDOW, LUFF</small>	Colors
3.15	140 / 137	332	340	RDM	Adjust	4	Scrim, Bi-Ply, Scrim	Blue & Red, Red & Blue
3.4	142 / 139	347	340	RDM	Adjust	4	Scrim, Bi-Ply, Scrim	Blue & Red, Red & Blue
3.7	146 / 143	361	340 / 370	RDM	Adjust	4	Scrim, Bi-Ply, Scrim	Blue & Red, Red & Blue
4.0	150 / 147	370	370	RDM	Fixed	4	Scrim, Bi-Ply, Scrim	Blue & Red, Red & Blue
4.2	152 / 149	379	370	RDM	Fixed	4	Scrim, Bi-Ply, Scrim	Blue & Red, Red & Blue
4.5	155 / 152	393	370	RDM	Fixed	4	Scrim, Bi-Ply, Scrim	Blue & Red, Red & Blue
4.7	158 / 154	400	370 / 400	RDM	Fixed	4	Scrim, Bi-Ply, Scrim	Blue & Red, Red & Blue
5.0	161 / 157	414	400	RDM	Fixed	4	Scrim, Bi-Ply, Scrim	Blue & Red, Red & Blue
5.3	165 / 162	425	400	RDM	Fixed	4	Scrim, Bi-Ply, Scrim	Blue & Red, Red & Blue
5.5	170 / 157	430	400 / 430	RDM	Fixed	4	Scrim, Bi-Ply, Scrim	Blue & Red, Red & Blue
5.7	173 / 170	440	430	RDM	Fixed	4	Scrim, Bi-Ply, Scrim	Blue & Red, Red & Blue
6.0	176 / 173	453	430	RDM	Fixed	4	Scrim, Bi-Ply, Scrim	Blue & Red, Red & Blue
6.3	179 / 176	457	430	RDM	Fixed	4	Scrim, Bi-Ply, Scrim	Blue & Red, Red & Blue

## Fringe Pro Surfwave 3 Batten

Size <small>SQM</small>	Boom <small>CM</small>	Luff <small>CM</small>	Mast <small>CM</small>	Sleeve	Top	Battens	Panels <small>BODY, WINDOW, LUFF</small>	Colors
2.8	135	315	310	RDM	Adjust	3	Scrim, Bi-Ply, Scrim	Fuchsia & Yellow, Yellow & Fuchsia
3.0	138	325	310 / 340	RDM	Adjust	3	Scrim, Bi-Ply, Scrim	Fuchsia & Yellow, Yellow & Fuchsia
3.3	142	340	340	RDM	Adjust	3	Scrim, Bi-Ply, Scrim	Fuchsia & Yellow, Yellow & Fuchsia
3.5	143	354	340	RDM	Adjust	3	Scrim, Bi-Ply, Scrim	Fuchsia & Yellow, Yellow & Fuchsia
3.7	147	364	340	RDM	Adjust	3	Scrim, Bi-Ply, Scrim	Fuchsia & Yellow, Yellow & Fuchsia
4.0	151	372	370	RDM	Fixed	3	Scrim, Bi-Ply, Scrim	Fuchsia & Yellow, Yellow & Fuchsia
4.2	154	382	370	RDM	Fixed	3	Scrim, Bi-Ply, Scrim	Fuchsia & Yellow, Yellow & Fuchsia
4.5	158	397	370	RDM	Fixed	3	Scrim, Bi-Ply, Scrim	Fuchsia & Yellow, Yellow & Fuchsia
4.7	161	402	400	RDM	Fixed	3	Scrim, Bi-Ply, Scrim	Fuchsia & Yellow, Yellow & Fuchsia
5.0	164	415	400	RDM	Fixed	3	Scrim, Bi-Ply, Scrim	Fuchsia & Yellow, Yellow & Fuchsia
5.3	170	427	400	RDM	Fixed	3	Scrim, Bi-Ply, Scrim	Fuchsia & Yellow, Yellow & Fuchsia
5.5	173	432	430	RDM	Fixed	3	Scrim, Bi-Ply, Scrim	Fuchsia & Yellow, Yellow & Fuchsia
5.7	176	442	430	RDM	Fixed	3	Scrim, Bi-Ply, Scrim	Fuchsia & Yellow, Yellow & Fuchsia
6.3	183	457	430	RDM	Fixed	3	Scrim, Bi-Ply, Scrim	Fuchsia & Yellow, Yellow & Fuchsia

# II Sail Specs 2019

Metric

2 of 3

## Fringe X Pro Surfwave 3 Batten

Size <small>SQM</small>	Boom <small>CM</small>	Luff <small>CM</small>	Mast <small>CM</small>	Sleeve	Top	Battens	Panels <small>BODY, WINDOW, LUFF</small>	Colors
2.8	135	315	310	RDM	Adjust	3	Scrim, X-Ply, Scrim	Blue & Red
3.0	138	325	310 / 340	RDM	Adjust	3	Scrim, X-Ply, Scrim	Blue & Red
3.3	142	340	340	RDM	Adjust	3	Scrim, X-Ply, Scrim	Blue & Red
3.5	143	354	340	RDM	Adjust	3	Scrim, X-Ply, Scrim	Blue & Red
3.7	147	364	340	RDM	Adjust	3	Scrim, X-Ply, Scrim	Blue & Red
4.0	151	372	370	RDM	Fixed	3	Scrim, X-Ply, Scrim	Blue & Red
4.2	154	382	370	RDM	Fixed	3	Scrim, X-Ply, Scrim	Blue & Red
4.5	158	397	370	RDM	Fixed	3	Scrim, X-Ply, Scrim	Blue & Red
4.7	161	402	400	RDM	Fixed	3	Scrim, X-Ply, Scrim	Blue & Red
5.0	164	415	400	RDM	Fixed	3	Scrim, X-Ply, Scrim	Blue & Red
5.3	170	427	400	RDM	Fixed	3	Scrim, X-Ply, Scrim	Blue & Red
5.5	173	432	430	RDM	Fixed	3	Scrim, X-Ply, Scrim	Blue & Red
5.7	176	442	430	RDM	Fixed	3	Scrim, X-Ply, Scrim	Blue & Red
6.3	183	457	430	RDM	Fixed	3	Scrim, X-Ply, Scrim	Blue & Red

## Guru X Pro Controlwave 4 Batten

Size <small>SQM</small>	Boom Hi / Lo <small>CM</small>	Luff <small>CM</small>	Mast <small>CM</small>	Sleeve	Top	Battens	Panels <small>BODY, WINDOW, LUFF</small>	Colors
2.7	130 / 127	304	310 / 340	RDM	Adjust	4	Scrim, X-Ply, Scrim	Blue & Red, Red & Blue
3.0	134 / 131	326	310 / 340	RDM	Adjust	4	Scrim, X-Ply, Scrim	Blue & Red, Red & Blue
3.3	137 / 134	341	340	RDM	Adjust	4	Scrim, X-Ply, Scrim	Blue & Red, Red & Blue
3.5	141 / 138	356	340	RDM	Adjust	4	Scrim, X-Ply, Scrim	Blue & Red, Red & Blue
3.7	145 / 142	367	370	RDM	Adjust	4	Scrim, X-Ply, Scrim	Blue & Red, Red & Blue
4.0	150 / 147	377	370	RDM	Fixed	4	Scrim, X-Ply, Scrim	Blue & Red, Red & Blue
4.2	153 / 150	386	370	RDM	Fixed	4	Scrim, X-Ply, Scrim	Blue & Red, Red & Blue
4.5	157 / 154	396	370	RDM	Fixed	4	Scrim, X-Ply, Scrim	Blue & Red, Red & Blue
4.7	161 / 158	407	400	RDM	Fixed	4	Scrim, X-Ply, Scrim	Blue & Red, Red & Blue
5.0	166 / 163	417	400	RDM	Fixed	4	Scrim, X-Ply, Scrim	Blue & Red, Red & Blue
5.3	172 / 169	427	400	RDM	Fixed	4	Scrim, X-Ply, Scrim	Blue & Red, Red & Blue

## Bounce Pro Freestyle 4 Batten

Size <small>SQM</small>	Boom <small>CM</small>	Luff <small>CM</small>	Mast <small>CM</small>	Sleeve	Top	Battens	Panels <small>BODY, WINDOW, LUFF</small>	Colors
3.8	148	370	370	RDM	Adjust	4	Scrim, Monofilm, Scrim	Fuchsia & Yellow
4.2	154	386	370	RDM	Fixed	4	Scrim, Monofilm, Scrim	Fuchsia & Yellow
4.4	157	397	370	RDM	Fixed	4	Scrim, Monofilm, Scrim	Fuchsia & Yellow
4.8	160	412	400	RDM	Fixed	4	Scrim, Monofilm, Scrim	Fuchsia & Yellow
5.1	164	425	400	RDM	Fixed	4	Scrim, Monofilm, Scrim	Fuchsia & Yellow
5.4	173	428	400	RDM	Fixed	4	Scrim, Monofilm, Scrim	Fuchsia & Yellow
5.6	177	437	430	RDM	Fixed	4	Scrim, Monofilm, Scrim	Fuchsia & Yellow

## Mark 2 Pro Freerace 6 Batten

Size <small>SQM</small>	Boom <small>CM</small>	Luff <small>CM</small>	Mast <small>CM</small>	Sleeve	Top	Battens	Panels <small>BODY, WINDOW, LUFF</small>	Colors	Cambers
5.4	182	408	400	RDM	Fixed	6	Scrim, Monofilm, X-Ply	Yellow & Black	2, RDM & SDM
5.8	185	420	400	RDM	Fixed	6	Scrim, Monofilm, X-Ply	Yellow & Black	2, RDM & SDM
6.2	189	435	430	RDM or SDM	Fixed	6	Scrim, Monofilm, X-Ply	Yellow & Black	2, RDM & SDM
6.6	193	450	430	RDM or SDM	Fixed	6	Scrim, Monofilm, X-Ply	Yellow & Black	2, RDM & SDM
7.2	202	467	460	RDM or SDM	Fixed	6	Scrim, Monofilm, X-Ply	Yellow & Black	2, RDM & SDM
7.8	214	478	460	RDM or SDM	Fixed	6	Scrim, Monofilm, X-Ply	Yellow & Black	2, RDM & SDM
8.5	224	497	490	RDM or SDM	Fixed	6	Scrim, Monofilm, X-Ply	Yellow & Black	2, RDM & SDM
9.5	240	514	490	RDM or SDM	Fixed	6	Scrim, Monofilm, X-Ply	Yellow & Black	2, RDM & SDM

# II Sail Specs 2019

Metric

3 of 3

Mark Pro Freerace 6 Batten

Size SQM	Boom CM	Luff CM	Mast CM	Sleeve	Top	Battens	Panels BODY, WINDOW, LUFF	Colors
5.4	181	411	400	RDM	Fixed	6	Scrim, Monofilm, X-Ply	Yellow & Black
5.8	185	420	400	RDM	Fixed	6	Scrim, Monofilm, X-Ply	Yellow & Black
6.2	190	437	430	RDM or SDM	Fixed	6	Scrim, Monofilm, X-Ply	Yellow & Black
6.6	195	450	430	RDM or SDM	Fixed	6	Scrim, Monofilm, X-Ply	Yellow & Black
7.2	202	467	460	RDM or SDM	Fixed	6	Scrim, Monofilm, X-Ply	Yellow & Black
7.8	212	483	460	RDM or SDM	Fixed	6	Scrim, Monofilm, X-Ply	Yellow & Black
8.5	224	501	490	RDM or SDM	Fixed	6	Scrim, Monofilm, X-Ply	Yellow & Black

Mark X Pro Freerace 6 Batten

Size SQM	Boom CM	Luff CM	Mast CM	Sleeve	Top	Battens	Panels BODY, WINDOW, LUFF	Colors
5.4	181	411	400	RDM	Fixed	6	Scrim, X-Ply	Yellow & Fuchsia
5.8	185	420	400	RDM	Fixed	6	Scrim, X-Ply	Yellow & Fuchsia
6.2	190	437	430	RDM or SDM	Fixed	6	Scrim, X-Ply	Yellow & Fuchsia
6.6	195	450	430	RDM or SDM	Fixed	6	Scrim, X-Ply	Yellow & Fuchsia
7.2	202	467	460	RDM or SDM	Fixed	6	Scrim, X-Ply	Yellow & Fuchsia
7.8	212	483	460	RDM or SDM	Fixed	6	Scrim, X-Ply	Yellow & Fuchsia
8.5	224	501	490	RDM or SDM	Fixed	6	Scrim, X-Ply	Yellow & Fuchsia

Nexus Pro Freeride 5 Batten

Size SQM	Boom CM	Luff CM	Mast CM	Sleeve	Top	Battens	Panels BODY, WINDOW, LUFF	Colors
4.9	169	402	400	RDM	Adjust	5	Scrim, Monofilm, X-Ply	Red & Black
5.4	174	422	400 / 430	RDM or SDM	Adjust	5	Scrim, Monofilm, X-Ply	Red & Black
5.9	184	432	430	RDM or SDM	Adjust	5	Scrim, Monofilm, X-Ply	Red & Black
6.4	194	450	430	RDM or SDM	Adjust	5	Scrim, Monofilm, X-Ply	Red & Black
6.9	202	462	460	RDM or SDM	Adjust	5	Scrim, Monofilm, X-Ply	Red & Black
7.4	209	474	460	RDM or SDM	Fixed	5	Scrim, Monofilm, X-Ply	Red & Black

Scion X Pro Youth 3 Batten

Size SQM	Boom CM	Luff CM	Mast CM	Sleeve	Top	Battens	Panels BODY, WINDOW, LUFF	Colors
1.5	92	235	Surf 235	RDM	Adjust	3	Scrim, X-Ply, Dacron	Green
2.0	108	265	Surf 265	RDM	Adjust	3	Scrim, X-Ply, Dacron	Green
2.5	125	306	310	RDM	Adjust	3	Scrim, X-Ply, Dacron	Green
3.0	135	327	310	RDM	Adjust	3	Scrim, X-Ply, Dacron	Green
3.5	140	351	340	RDM	Adjust	3	Scrim, X-Ply, Dacron	Green
4.0	146	374	370	RDM	Adjust	3	Scrim, X-Ply, Dacron	Green

Surf Trainer 1 to 3 Batten

Size SQM	Boom CM	Luff CM	Mast CM	Sleeve	Top	Battens	Panels BODY, WINDOW, LUFF	Colors
1.0	85	170	190	RDM	Adjust	1	Dacron, Vinyl	Red
1.5	105	219	220	RDM	Adjust	1	Dacron, Vinyl	Red
2.0	120	264	265	RDM	Adjust	1	Dacron, Vinyl	Red
2.5	135	294	295	RDM	Adjust	1	Dacron, Vinyl	Red
3.0	145	324	325	RDM	Adjust	1	Dacron, Vinyl	Red
3.5	155	354	355	RDM	Adjust	1	Dacron, Vinyl	Red
4.0	165	369	370	RDM	Adjust	2	Dacron, Vinyl	Red
4.5	170	399	400	RDM	Adjust	3	Dacron, Vinyl	Red
5.0	175	412	400 / 430	RDM	Adjust	3	Dacron, Vinyl	Red
5.5	180	429	430	RDM	Adjust	3	Dacron, Vinyl	Red



Nexus Pro 5.9 by Bjoern

# Components

99% 100  
Hundred Pro 100  
Ninety Pro 101  
Eightyfive Pro 101  
Seventy 102  
Fifty 103  
Surf 103

Super Skinny Pro 104  
Slim Pro 104  
Slim Alu 105  
Surf Alu 105

Extension Pro 106  
Extension Alu 106  
Surf 107

Base Pro 107

Specs on page 108





## 99% RDM Reduced Diameter Mast

99% Carbon. Made in the USA. The 99% flatwater mast is designed from the highest grade carbon available, period. Don't mistake it for helium though, it's just carbon, nothing but carbon.

Designed for Freestyle, Race, Freeride and Freecarve, this flatwater mast has the fastest reflex response of all Goya Windsurfing masts, giving enormous amounts of acceleration to any sail you rig on it. Especially the Bounce Pro Freestyle sail comes to life like no other on this mast. The 99% is your choice if you are looking for unsurpassable performance period. Precision engineered. It's center of gravity is beautifully low and its weight is among the lightest on the market.

With that comes an obvious amount of delicacy, hence we recommend you do not take this mast into the waves and advise you to take special care when rigging in rough terrain.

Available in 340, 370, 400, 430 centimeters.

Comes in Diagonal Flex™ technology.  
Peel Ply anti-slip boom area prevents sliding.  
Built with same length sections for easy handling.



New



## Hundred Pro SDM Standard Diameter Mast

100% Carbon. The premium Race and performance oriented Freeride mast. This is your go-to mast when speed and lightweight are your top priority.

The Hundred Pro is a no-compromise product, built for racing, developed by racers. No doubt this mast works just as beautifully on Freeride sails but where it shines is when being paired with the Mark Pro or Mark 2 Pro. The purpose of SDM masts being to create stiffness with larger diameter rather than increased wall thickness, you get the same bend with less weight in SDM.

Pairing Diagonal Flex™ technology with an all carbon SDM mast is just about as perfect as it gets, but again, this is not the most rugged mast in our line, you have to treat it with a little tender loving care, and it is not intended for use in waves. Follow those simple rules and your rewards will be extraordinary.

Available in 430, 460, 490 centimeters.

Comes in Diagonal Flex™ technology.



New



## Ninety Pro RDM Reduced Diameter Mast

90% Carbon. Made in the USA. Our workhorse. This is the mast that Marcilio and Levi rely on at Hookipa, Jaws and other waves of consequence, and it's the one we pick from the rack when going wavesailing, any day, no second thought.

At 90% carbon this mast delivers the ultimate weight to strength ratio. It's light enough for any given rider, day and conditions, but it can take a beatings like no other mast on the market. To make it short, the Ninety Pro by Goya Windsurfing offers ultra superb durability and the perfect rig feeling. Quality and consistency are the hallmarks of the Ninety Pro mast design.

If you need to get one mast to do it all, and handle it all, this is your pick. It's what most of our team riders do, and it's the mast most people get when they buy a Goya wave sail. For a very good reason.

Available in 310, 340, 370, 400, 430, 460, 490 centimeters.

Comes in Diagonal Flex™ technology.  
Peel Ply anti-slip boom area prevents sliding.  
Built with same length sections for easy handling.



New



## Eightyfive Pro RDM Reduced Diameter Mast

85% Carbon. This is a super light and super quick mast with an incredibly nice feeling. A mere split second softer than our Ninety Pro, and lighter, it is bound to be an instant best seller, worldwide.

85% carbon is the highest carbon content allowed in some key magazine tests, and we are confident it will excel in every single one. What's so attractive about the Eightyfive Pro is its lighter weight compared to the Ninety Pro. Less durable though? Virtually not. So if you're not sailing double mast high sets or doing double forwards, this just might be your dream mast.

It's Diagonal Flex™ that allows the Eightyfive Pro to both bend to amazing curves twist extremely lively while in such contortions. Working in direct synergy with Goya Windsurfing sail design.

Available in 310, 340, 370, 400, 430, 460, 490 centimeters.

Comes in Diagonal Flex™ technology.  
Peel Ply anti-slip boom area prevents sliding.  
Built with same length sections for easy handling.



New



## Seventy RDM

Reduced Diameter Mast

70% Carbon. Value that's a cut above. This mast delivers outstanding performance and durability at an affordable price. Having three years of heritage, the Seventy has proven itself well worthy to be part of the Goya brand legacy.

Simply because 70% carbon is less than 90 % carbon doesn't mean our more affordable masts come with any less quality control. We ensure that each Goya masts lives up to the very expectation we have established and delivered over the years.

**Available in 310, 340, 370, 400, 430, 460, 490 centimeters.**

**Peel Ply anti-slip boom area prevents sliding.  
Built with same length sections for easy handling.**

New



## Seventy SDM

Standard Diameter Mast

70% Carbon. A wonderful Freerace and Freeride mast. Rewarding performance and true value.

The Seventy is a great line of all-around masts in that they come in both RDM and SDM diameters. If you prefer SDM, this mast is for you. The purpose of SDM masts being to create stiffness with larger diameter rather than increased wall thickness, you get the same bend with less weight in SDM.

Especially casual flatwater riders will hence enjoy this popular mast offering good response and a light feel. Excellent performance and beautiful fit and finish combined to create true value.

When you ride this mast you can be at ease that it has undergone the same quality control standards that every other Goya product has to live up to. You ride what we ride. And we like our gear to deliver and last.

**Available in 430, 460, 490 centimeters.**

New



## Fifty RDM

Reduced Diameter Mast

50% Carbon. The recreational Goya mast. The best value Goya mast.

This mast is a pretty amazing blend of affordability and great quality. Definitely recommended for the most recreational of conditions, up-hauling, learning the basics of windsurfing, beginning water starting, planing, learning to get into the straps and harness, cruising.

The Fifty has all the same bend and stiffness numbers as the rest of the Goya mast range, but it goes a bit alongside the Surf Trainer mast, it's good for beginners, and will work well in to the fully powered/full planing range of flat water windsurfing.

If affordability is a factor for you, this is your mast. The opportunity to experience the feel of a Goya rig with matching components. Designed and built to get people going on the water, for the love of our sport.

**Available in 340, 370, 400, 430 centimeters.**

**Built with same length sections for easy handling.**

New



## Surf RDM

Reduced Diameter Mast

100% Glass & Epoxy. The Surf mast is the obvious choice to go with the Surf sail as well as the Scion sail, tying a neat package that works in simple synergy.


These glass & epoxy masts have been designed to work perfectly on the Surf and the Scion. While their construction is similar to our full size mast, their layup is simplified, while still ensuring the kind of strong and light product you expect from Goya.

With the Surf mast line we're offering you a wonderful solution to that long mast top sticking out of your kid's sail. This reduces swing weight, uphaul weight and carrying weight. It also makes the sail perform and look better.

We believe that quality matters from day one. The motivation that comes from easy and supportive gear is irreplaceable, especially for kids lacking our physical strength.

**Available in 190, 220, 265, 295, 325, 355, 370, 400, 430 centimeters.**

**Built with same length sections for easy handling.**



## Super Skinny Pro MDB Minimal Diameter Boom

24.5 millimeters. You wanted it. We wanted it. There you have it. The Skinny Pro. Our top of the line ergonomic high performance boom.

The Skinny Pro comes as a full prepreg carbon monocoque body and extension. Its 24.5 mm diameter takes grip reduction one step further. One step more comfortable. One step more in control. It's hard to get Marcilio, Levi and Loick on anything else these days. And they know their toys and tools.

This boom is about as stiff and strong as you can get in the market, nay in carbon technology at large. Double pin locking guarantees a firm fit and ample load distribution between the boom body and the boom extension. This boom is a no compromise high performance product and features modern wide and stiff tail ends. Built with 33msi pre-preg carbon.

Available in 180, 190, 200 centimeters.

Adaptor allows use with RDM and SDM masts.

PRO



## Slim Pro RDB Reduced Diameter Boom

This reduced diameter mast is our workhorse carbon boom. Any dramatic action photo taken over the last years was made possible by use of this very boom.

The Slim Pro features the same full prepreg carbon monocoque body and extension as the Skinny Pro. The grip is in line with what most riders and brands consider comfy these days, slimmer than standard booms. The smaller sizes feature 27.5 mm while the larger models feature 30 mm.

The Slim Pro features the same stiffness and strength as the Skinny Pro, as well as the proven double pin locking system. With four sizes this boom spans a great range of sails and has been a favorite with a vast number of riders for a long time. The Slim Pro comes with wide and stiff tail ends, and lengths of up to 250 cm. Built with 33msi pre-preg carbon.

Available in 190, 210, 230, 250 centimeters.

Adaptor allows use with RDM and SDM masts.

PRO



## Slim Alu RDB Reduced Diameter Boom

Prime performance is being delivered by these reduced diameter T6 aluminum booms. On a budget but craving peak performance? Look no further!


These booms feature a one-piece build structurally identical to our carbon booms. They in fact rival a number of other carbon booms on the market. High stiffness and strength are provided even when fully extended.

The grip of the Slim Alu is reduced, making riding this boom a pleasurable experience even if you're in the water for hours. Smaller sizes measure at 27.1 mm, larger models transition from 26 into 29.5 mm toward the extension.

Our Alu boom comes with the Goya double pin locking system and features a highly robust front end. Contest winning technology at an affordable price. The Slim Alu comes with wide and stiff tail ends, and lengths of up to 250 cm.

Available in 180, 190, 200, 220, 250 centimeters.

Adaptor allows use with RDM and SDM masts.



## Surf Alu RDB Reduced Diameter Boom

A boom is in fact one of the most important pieces of windsurfing gear. It's what you hold in your hands. It's what your kids hold in their hands.

We kept this in mind while designing the Surf Alu boom, made from T6 aluminum. The Surf Alu is what we want our own kids to go sailing on. It's light and won't let your kid down, neither in fun situations nor in challenging ones.

At 25.7 mm it comes with a grip designed for kids hands, perfect for small steps and big dreams. The Surf Alu boom is literally a scaled down version of our full size aluminum booms, offering prime quality for your little ones.

Available in 150, 170 centimeters.



## Extension Pro RDM/SDM (both available)

Graceful and rigid. Goya carbon extensions are lighter and stiffer to accept high loads especially on longer extension settings and large sails.

All Goya extensions use the super strong pin and collar system and come with a proven stainless steel power pulley and cleat. The RDM extension comes with a stepped hole layout to minimize weakening the shaft.

These extensions offer the best weight to stiffness ratio, light and incredibly strong. Optimal block-to-block geometry and reduced friction are provided by aligning the pulleys of Goya sails to the pulleys of Goya extensions. All Goya extensions come as Universal Pin (Euro) models, designed to be compact and sleek.

Available in RDM 30, 40 centimeters.

Available in SDM 30, 40 centimeters.

PRO



## Extension Alu RDM/SDM (both available)

The economic alternative. Same features, same strength, in a more affordable package using quality T8 aluminum.

Our aluminum extensions use the same pin and collar system, stainless steel power pulley system and cleat as our carbon extensions. The identical stepped hole layout comes into play, making these about the most rigid aluminum extensions on the market.

Optimal block-to-block geometry and reduced friction is again provided by aligning the pulleys of these Goya extensions sails to the pulleys of all Goya. All aluminum extensions are Universal Pin (Euro) models.

Available in RDM 30 centimeters

Available in SDM 30 centimeters.




## Surf RDM & SDM (one fits both)

This straight forward and simple zero-extension is designed to be used with Goya Surf masts in combination with adjustable sail tops.

The Goya Surf extension presents the easiest way to achieve the zero position of your recommended sail specs in combination with a Goya Surf mast. This is a no frills design paired with a sturdy low-friction pulley system. Its soft rounded shape guarantees your kids won't bruise their feet when learning new moves, dancing around the mast.

RDM masts fit inside the extension, while SDM masts fit outside.

Available in RDM & SDM 0 centimeters.



## Base Pro Universal Mast Foot

The Goya Base is a One Size Fits All system using a urethane tendon. It screws into any standard fin-box type mast-track.

Used by most professional sailors this base attaches all your Goya boards to all your Goya rigs. The release system is Universal Pin. Its low height and wide base plate distribute the forces of the sail evenly onto the board deck, while a padded layer absorbs shocks and protects the deck of your board.

Available in One Size Fits All.

PRO

# II Mast Specs 2019

Metric

1 of 2

## 99% RDM

Length <small>CM</small>	Diameter	IMCS	Carbon	Bottom Bend	Top Bend	Tech	Weight <small>KG</small>	Color
340	RDM	14	99%	65%	78%	Prepreg Carbon	1.07	Red
370	RDM	16	99%	64.5%	79%	Prepreg Carbon	1.2	Red
400	RDM	18	99%	64.5%	79%	Prepreg Carbon	1.37	Red
430	RDM	21	99%	64%	78%	Prepreg Carbon	1.47	Red

## Hundred Pro SDM

Length <small>CM</small>	Diameter	IMCS	Carbon	Bottom Bend	Top Bend	Tech	Weight <small>KG</small>	Color
430	SDM	21	100%	63%	77%	Prepreg Carbon	1.58	White
460	SDM	26	100%	63%	77%	Prepreg Carbon	1.87	White
490	SDM	30	100%	63%	77%	Prepreg Carbon	2.06	White

## Ninety Pro RDM

Length <small>CM</small>	Diameter	IMCS	Carbon	Bottom Bend	Top Bend	Tech	Weight <small>KG</small>	Color
310	RDM	12	90%	65%	76%	Prepreg Carbon	1.3	Pastel Yellow
340	RDM	14	90%	65%	78%	Prepreg Carbon	1.55	Pastel Yellow
370	RDM	16	90%	64.5%	79%	Prepreg Carbon	1.65	Pastel Yellow
400	RDM	18	90%	64.5%	79%	Prepreg Carbon	1.8	Pastel Yellow
430	RDM	21	90%	64%	78%	Prepreg Carbon	2.09	Pastel Yellow
460	RDM	26	90%	64%	77%	Prepreg Carbon	2.25	Pastel Yellow
490	RDM	30	90%	64%	77%	Prepreg Carbon	2.2	Pastel Yellow

## Eightyfive Pro RDM

Length <small>CM</small>	Diameter	IMCS	Carbon	Bottom Bend	Top Bend	Tech	Weight <small>KG</small>	Color
310	RDM	12	85%	65%	76%	Prepreg Carbon	0.85	Pastel Salmon
340	RDM	14	85%	65%	78%	Prepreg Carbon	1.14	Pastel Salmon
370	RDM	16	85%	64.5%	79%	Prepreg Carbon	1.25	Pastel Salmon
400	RDM	18	85%	64.5%	79%	Prepreg Carbon	1.5	Pastel Salmon
430	RDM	21	85%	64%	78%	Prepreg Carbon	1.94	Pastel Salmon
460	RDM	26	85%	64%	77%	Prepreg Carbon	2.18	Pastel Salmon
490	RDM	30	85%	64%	77%	Prepreg Carbon	2.39	Pastel Salmon

## Seventy RDM

Length <small>CM</small>	Diameter	IMCS	Carbon	Bottom Bend	Top Bend	Tech	Weight <small>KG</small>	Color
310	RDM	12	70%	65%	76%	Prepreg Carbon	0.94	Pastel Rose
340	RDM	14	70%	65%	78%	Prepreg Carbon	1.20	Pastel Rose
370	RDM	16	70%	64.5%	79%	Prepreg Carbon	1.40	Pastel Rose
400	RDM	18	70%	64.5%	79%	Prepreg Carbon	1.54	Pastel Rose
430	RDM	21	70%	64%	78%	Prepreg Carbon	2.03	Pastel Rose
460	RDM	26	70%	64%	77%	Prepreg Carbon	2.25	Pastel Rose
490	RDM	30	70%	64%	77%	Prepreg Carbon	2.66	Pastel Rose

## Seventy SDM

Length <small>CM</small>	Diameter	IMCS	Carbon	Bottom Bend	Top Bend	Tech	Weight <small>KG</small>	Color
430	SDM	21	70%	64%	78%	Prepreg Carbon	1.99	Pastel Rose
460	SDM	26	70%	64%	77%	Prepreg Carbon	2.12	Pastel Rose
490	SDM	30	70%	64%	77%	Prepreg Carbon	2.35	Pastel Rose

## Fifty RDM

Length <small>CM</small>	Diameter	IMCS	Carbon	Bottom Bend	Top Bend	Tech	Weight <small>KG</small>	Color
310	RDM	12	50%	65%	76%	Prepreg Carbon	1.24	Pastel Violet
340	RDM	14	50%	65%	78%	Prepreg Carbon	1.47	Pastel Violet
370	RDM	16	50%	64.5%	79%	Prepreg Carbon	1.65	Pastel Violet
400	RDM	18	50%	64.5%	79%	Prepreg Carbon	1.85	Pastel Violet
430	RDM	21	50%	64%	78%	Prepreg Carbon	2.1	Pastel Violet

# II Mast Specs 2019

Metric

2 of 2

## Surf RDM

Length <small>CM</small>	Diameter	IMCS	Epoxy	Bottom Bend	Top Bend	Tech	Weight <small>KG</small>	Color
190	RDM	N/A	100%	N/A	N/A	Glass & Epoxy	0.59	Pastel Blue
220	RDM	N/A	100%	N/A	N/A	Glass & Epoxy	0.75	Pastel Blue
265	RDM	N/A	100%	N/A	N/A	Glass & Epoxy	0.96	Pastel Blue
295	RDM	N/A	100%	N/A	N/A	Glass & Epoxy	1.18	Pastel Blue
325	RDM	N/A	100%	N/A	N/A	Glass & Epoxy	1.45	Pastel Blue
355	RDM	N/A	100%	N/A	N/A	Glass & Epoxy	1.75	Pastel Blue
370	RDM	N/A	100%	N/A	N/A	Glass & Epoxy	1.95	Pastel Blue
400	RDM	N/A	100%	N/A	N/A	Glass & Epoxy	2.36	Pastel Blue
430	RDM	N/A	100%	N/A	N/A	Glass & Epoxy	2.54	Pastel Blue



# II Boom Specs 2019

Metric

## Super Skinny Pro MDB

Length <small>CM</small>	Fit	Diameter <small>MM</small>	Carbon	Range <small>CM</small>	Lock	Tech	Weight <small>KG</small>
130-180	RDM & SDM	24.5	100%	50	Double Pin	Prepreg Carbon	2.08
140-190	RDM & SDM	24.5	100%	50	Double Pin	Prepreg Carbon	2.12
150-200	RDM & SDM	24.5	100%	50	Double Pin	Prepreg Carbon	2.2

## Slim Pro RDB

Length <small>CM</small>	Fit	Diameter <small>MM</small>	Carbon	Range <small>CM</small>	Lock	Tech	Weight <small>KG</small>
140-190	RDM & SDM	27.5	100%	50	Double Pin	Prepreg Carbon	2.32
160-210	RDM & SDM	27.5	100%	50	Double Pin	Prepreg Carbon	2.42
180-230	RDM & SDM	30 into 36	100%	50	Double Pin	Prepreg Carbon	3.26
200-250	RDM & SDM	30 into 36	100%	50	Double Pin	Prepreg Carbon	3.31

## Slim RDB

Length <small>CM</small>	Fit	Diameter <small>MM</small>	Aluminum	Range <small>CM</small>	Lock	Tech	Weight <small>KG</small>
130-180	RDM & SDM	27.1	100%	50	Double Pin	T6 Aluminum	2.68
140-190	RDM & SDM	27.1	100%	50	Double Pin	T6 Aluminum	2.69
150-200	RDM & SDM	27.1	100%	50	Double Pin	T6 Aluminum	2.78
170-220	RDM & SDM	26 into 29.5	100%	50	Double Pin	T6 Aluminum	2.83
180-230	RDM & SDM	26 into 29.5	100%	50	Double Pin	T6 Aluminum	2.93
200-250	RDM & SDM	26 into 29.5	100%	50	Double Pin	T6 Aluminum	3.1

## Surf RDB

Length <small>CM</small>	Fit	Diameter <small>MM</small>	Aluminum	Range <small>CM</small>	Lock	Tech	Weight <small>KG</small>
100-150	RDM & SDM	25.7	100%	50	Single Pin	T6 Aluminum	1.65
120-170	RDM & SDM	25.7	100%	50	Single Pin	T6 Aluminum	1.77

# Extension Specs 2019

Metric

## Extension Pro RDM/SDM

Length <small>CM</small>	Fit	Grid <small>CM</small>	Carbon	Range <small>CM</small>	Lock	Tech	Weight <small>KG</small>
30	RDM	2	100%	30	Universal Pin	Prepreg Carbon	0.54
30	SDM	2	100%	30	Universal Pin	Prepreg Carbon	0.57
40	RDM	2	100%	40	Universal Pin	Prepreg Carbon	N/A
40	SDM	2	100%	40	Universal Pin	Prepreg Carbon	N/A

## Extension RDM/SDM

Length <small>CM</small>	Fit	Grid <small>CM</small>	Aluminum	Range <small>CM</small>	Lock	Tech	Weight <small>KG</small>
30	RDM	2	100%	30	Universal Pin	T8 Aluminum	0.64
30	SDM	2	100%	30	Universal Pin	T8 Aluminum	0.64

## Surf RDM & SDM

Length <small>CM</small>	Fit	Grid <small>CM</small>	Carbon	Range <small>CM</small>	Lock	Tech	Weight <small>KG</small>
0	RDM & SDM	N/A	100%	0	Universal Pin	Plastic & Steel	0.25

# Base Specs 2019

Metric

## Base Pro Universal Mast Foot

Length <small>CM</small>	Fit	Height <small>CM</small>	Urethane	Range <small>CM</small>	Lock	Tech	Weight <small>KG</small>
One Size Fits All	RDM & SDM	9	100%	0	Universal Pin	Plastic & Steel	0.32



Hundred Pro 430 SDM by Bjoern





## Hawaii

**Forward Maui Inc.**  
375 West Kuiaha Rd, #1  
Haiku, HI 96708  
USA

+1 (808) 575-2200

## Americas

**Forward Maui OR**  
PO Box 2069  
Hood River, OR 97031  
USA

+1 (424) 289-5859

## Europe

**4 Haiku HI S.L.**  
Polígono Industrial L. V. 610  
Tarifa 11380  
Spain

+34 697 39 05 93

## Asia

**4 Haiku HI S.L.**  
Polígono Industrial L. V. 610  
Tarifa 11380  
Spain

+34 697 39 05 93